



Vantage Lighting

Advanced Lighting Features For Today's Digital Lifestyle

lighting solution

overview

Architects and lighting designers have long understood the power of light and its ability to define, highlight, and transform a space. To manipulate lighting in such a way as to simultaneously evoke subtlety and complexity requires a serious understanding of its properties.

Lighting automation from Vantage provides professional designers with the tools to fully implement their designs, contractors with the powerful hardware to install and program, and users with the full enjoyment of their luxury spaces through intuitive interfaces.

InFusion Lighting Solution

IMPE-4-IC36, SDM12-EM, IC-36-II, EQ73TB-T1

The cornerstone products of Vantage's InFusion lighting system are the InFusion Main Enclosure, Standard Dimming Module, the InFusion Controller and additional auxiliary lighting devices.





lighting *core products*

The Vantage lighting control system is easily controlled through Vantage keypads, touchscreens or apps, each provide the system owner with quick and intuitive access.




InFusion Controller

IC-II

The InFusion Controller II (part #s IC-24-II, IC36-II, or IC-DIN-II) offers a wide variety of benefits including the fast processor speed, RAM, and flash memory required to meet the demands for delay-free control of large, complex systems. One InFusion Controller can support up to 120 WireLink stations and up to 120 Radiolink stations. Controllers can easily network to expand the system to 31 controllers. Five RS-232 and two RS-485 ports provide easy device connectivity while an Ethernet connection supports IP connected products.





InFusion Controller - DIN


IC-DIN-II

The InFusion Controller II in the DIN format offers the same benefits as the enclosure based IC24-II and IC-36-II with the required processor speed, RAM, and flash memory to meet the demands for delay-free control of large, complex systems in International applications.

InFusion Controller - DIN - LITE


IC-DIN-LITE

The IC-DIN-LITE controller is a very cost competitive, entry-level solution for specific applications and is designed on the same platform as the current IC-DIN controller. It includes a fast processor, two RS-232 ports, memory capacity to support complex automation challenges, built-in Ethernet jack and USB port. One InFusion Controller DIN-LITE supports up to 20 WireLink stations or 16 EQ40s and up to 60 RadioLink stations. It is designed to easily install on standard 35mm DIN rail.



dimming *technology*

Dimming Technology – From incandescent to LED light sources, Vantage systems are adept at controlling the widest range of light sources including support for forward and reverse phase source dimming requirements as well as low-voltage 0-10VDC, PWM and DMX control. Dimmer capacity is designed for both residential and commercial applications.



12 Load Dimming Module
SDM12-EM

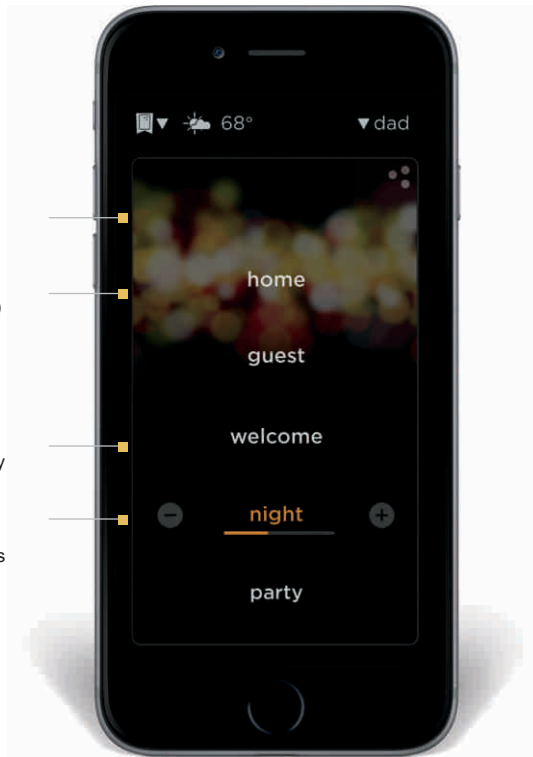
Vantage's InFusion Standard Dimming Module is a key component to Vantage's lighting control solution. The Dimming module is mounted in a Main or Secondary Power Enclosure and supports control of up to 12 standard (forward phase) loads with up to four line feeds and up to 64 total amps of load.



LED and PWM Low-Voltage Dimmer
LVOS-0-10-PWM

The 0-10 PWM Low-Voltage Output Station is used for the control and automation of LED lighting loads requiring either 0-10 or PWM for dimming control. Each LVOS features four 0-10 outputs, four PWM outputs, and four high-voltage relays.

lighting main *interfaces*



Five buttons viewable, more on second level

Initiate scenes (on, of, toggle, macro)

Text color indicates scene activity

+/- Buttons and slider automatically drawn for dimmable scenes

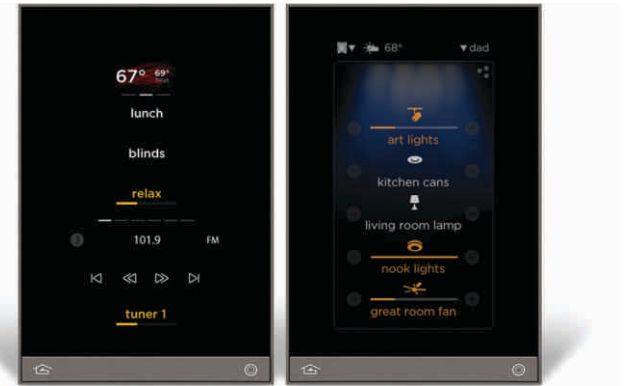
Widgets

Widgets for Equinox are designed to work specifically with Vantage's dimming and motor control system, so using these core products will guarantee the best possible lighting experience.



Standard Keypad

Our unique family of keypads and faceplate styles enhance the capabilities of the Vantage system and also provide a key element to the user experience.



Equinox 40 Digital Keypad and 41 Touchscreen

EQ40TB-TI and EQ41TB-TI

The Equinox 40 digital keypad and Equinox 41 touchscreen are beautiful wall-mounted interfaces for the InFusion lighting and automation system. They feature full color, capacitive touchscreens and dashboards for quickly accessing lighting, scenes, climate, music, and other Vantage widgets.

Equinox 73 LCD Touchscreen

EQ73TB-TI

The Equinox 73 touchscreen is a beautiful wall-mounted interface for the Vantage lighting and automation system. It features a full color, capacitive touchscreen and audio dashboard for quickly accessing all Vantage widgets.



main products for *retrofit*



The Vantage RadioLink System provides an ideal solution for full retrofit projects where use of wall box dimmers with existing high voltage wiring is desired. A retrofit design, with RadioLink, utilizes wireless ScenePoint wallbox dimmer stations to directly control all lighting loads and to indirectly control any other load or device in the home or office.



RF Enabler
RFE-1000

The Vantage RadioLink Enabler is a wireless transceiver that adds radio frequency (RF) communication ability to the Vantage system. With RadioLink, small transceivers are built into the Vantage products offering automation for lighting, audio/video, draperies, blinds, security, heating, cooling and more. By connecting a RadioLink Enabler to an existing Vantage main controller, RF enabled keypads and other station devices are able to communicate with the system.

RadioLink Dimmer
RD13TE-BKYA

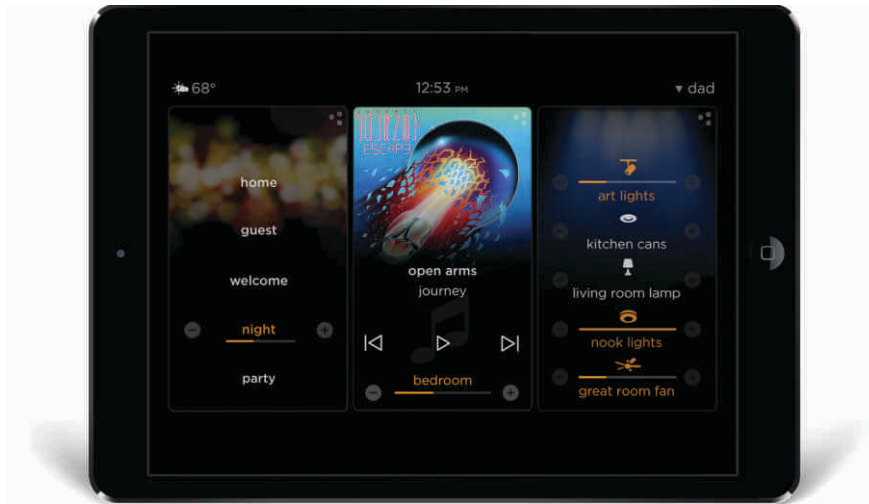
The Vantage RadioLink ScenePoint Dimmer is a standard wall box dimmer that also connects to the Vantage system through the RF control network via the RF enabler. In existing structures, RadioLink ScenePoint dimmer stations quickly install in the place of standard light switches without running new wires. The dimmer station is powered by the local line feed and allows for incremental expansion of a system to accommodate almost any design or budget.



AccentPoint Dimmer
APDIM-GU

The AccentPoint II Dimmer allows homeowners to independently control two plug-in devices—such as a floor and table lamp—through the Vantage System. Connected via radio frequency communication, these devices can be controlled by commands received from Equinox touchscreens, keypads, timed events, remote controls, sensors, and much more.

retrofit *interfaces*



Equinox Apps

EQ-APP-5

The Equinox app and accompanying in-wall touchscreens epitomize the ideal user experience by providing a remarkably simple interface for managing luxury environments. With multiple system widgets available and three navigation levels,—the live dashboard, full-screen view, and edit mode—Equinox can dynamically personalize each iPhone, iPad, iPod touch, or mobile Android device for any profile.



ScenePoint Relay

SR23PE-AWYA

The EasyTouch II ScenePoint relay station joins Vantage's premiere line of backlit stations. A ScenePoint Relay can replace a conventional toggle switch with a stylish, programmable station. Each button is evenly backlit with a three-color LED providing an array of color choices, lighting only the lettering on each button.



ScenePoint Dimmer

DS13TE-AWYA

The Wirelink ScenePoint station is a standard wall box dimmer that also connects to the Vantage system. It is powered by the local line feed and may be pre-wired or replace a standard high-voltage wall switch. It connects to the Vantage system with two-way communication for centralized control of the lighting circuit via the Vantage two-wire station bus.

lighting *extra features*



Expansion

Engineered for expansion, with one controller, the centralized lighting system allows for up to 28 modules and 336 loads. Multiple controllers (up to 31), each with its own seven enclosures, can be added together to create a super system.



Hybrid Solution

The Vantage Hybrid Control and Automation System provides the ultimate flexibility for installation in new construction—light to full remodel projects and full retrofit opportunities. Utilizing elements of Centralized and Distributed Systems enables sophisticated control at the touch of a button in any construction scenario. This design is perfect for the end user who wishes to start with a more basic system then enlarge at a later date. It is also particularly effective for extension of a centralized system to areas where it is difficult to run new wires.

Equinox Scene Widget

Gives visibility into the home's lighting system through the rich, graphical user interface without over complicating things. It's "always on" and will grow and adapt with you.

- Incandescent
- LEDs
- Halogens
- Magnetic Low-Voltage



DIN DIMMER

DIN RELAY

DIN LVOS

DIN ELECTRONIC

Variety and Flexibility

For those projects requiring DIN systems, Vantage provides multiple choices for dimming, high voltage and low voltage relays, contact input blocks, and more, the DIN system allows a high level of flexibility.

specifications



InFusion Controller
IC-II

Lithium Battery Backup

Disk battery CR2032, 3Volt
2.5 yrs. un-powered or 20 yrs. powered (field replaceable), see caution at end

Maximums

Max Length of Each Controller to Controller Bus Network •
2,000 feet (609 meters) - Vantage specification wire
1,000 feet (304 meters) - CAT5 wire

Max # WireLink Stations IC24-1 • Up to 50 Stations each bus
or until the shared 35W supply is used

Max # WireLink Stations IC36-1 • Up to 60 Stations each bus
or until the independent 60W supply is used on each bus

Max Wire Length Station Bus • 2,000 feet of cabling
maximum on each station bus - No station more than 1,000
feet from Controller

Max Wire From IC to SC • 200 feet/61 meters

Protection

Lightning/Surge protection • Static shock IO. All ports and
case, IEC 61000-4-2, Low-Voltage, ITU-T K.20

Power

36VDC/5.5A or 24VDC/2.5A

Maximum Power Draw • 200W

Minimum Power Draw • 6W

Listings

UL
CUL
CE

Station Bus Specification

2 Conductor, 16 AWG, non-shielded, 30 pF/ foot max

Should be separate a minimum of 18" from other parallel
communication and/or high voltage runs

Station Bus Power Supply, IC-24-1 • One 35W shared power supply
to both station buses

Station Bus Power Supply, IC-36-1 • One 60W independent power
supply to each station bus

Wire Configuration of Station Bus • Daisy chain, branch, star

Wire Configuration C2C, IC Network • Daisy chain

Miscellaneous

Weight • 3.3 lbs (1.5 kg)

Ambient Operating Humidity • 5-95% Non-Condensing

Ambient Operating Temperature • 32-104°F (0-40°C)

Manual Override • Load by Load Selectable

Cooling • Convection


Dimensions, HWD

6.62" x 7.88" x 3.0"

168mm x 200mm x 76mm

Compatibility

It is important to note that you are unable to mix IC-1 and IC-II controllers
on the same project. In order to upgrade an existing customer to the latest
controller, you must replace all controllers on the project.



InFusion Controller - DIN

IC-DIN-II

Lithium Battery Backup

Disk battery CR2032, 3Volt
2.5 yrs. un-powered or 20 yrs. powered (field replaceable)

Maximums

Max Length of Each Controller to Controller Bus Network •
2,000 feet (609 meters) - Vantage specification wire
1,000 feet (304 meters) - CAT5 wire

Max # WireLink Stations 24V • Up to 50 Stations each bus or
until the shared 35W supply is used

Max # WireLink Stations 36V • Up to 60 Stations each bus or
until the independent 60W supply is used on each bus

Max Wire Length Station Bus • 2,000 feet of cabling
maximum on each station bus - No station more than 1,000
feet from Controller

Mounting

35mm DIN Rail (EN 50 022: 1977)

Power

36VDC/5.5A or 24VDC/2.5A

Listings

UL

CUL

CE

Station Bus Specification

2 Conductor, 16 AWG stranded, non-shielded twisted pair, 30 pF/foot
max, UL rated CL2

Should be separate a minimum of 18" from other parallel
communication and/or high voltage runs

Station Bus Power Supply with 200W/36VDC/5.5A source • One
60W independent power supply to each station bus

Station Bus Power Supply with 60W/24VDC/2.5A source • One
35W shared power supply to both station buses

Wire Configuration of Station Bus • Daisy chain, branch, star

Wire Configuration C2C, IC Network • Daisy chain

Miscellaneous

Weight • .92 lbs (417 g)

Ambient Operating Humidity • 5-95% Non-Condensing

Ambient Operating Temperature • 32-104°F (0-40°C)

Manual Override • Load by Load Selectable

Cooling • Convection

Dimensions, HWD

3.4" x 6.18" x 2.375"

86mm x 157mm x 60mm



Lite Controller - DIN

IC-DIN-LITE

Lithium Battery Backup

Disk battery CR2032, 3Volt

2.5 yrs. un-powered or 20 yrs. powered (field replaceable)

Maximums

Max Length of Each Controller to Controller Bus Network •
300 feet (100 meters) - CAT5E wire

Max # WireLink Stations 36V • Up to 20 Stations or 16 EQ40s
on the bus - No station more than 1,000 feet from Controller

Mounting

35mm DIN Rail (EN 50 022: 1977)

Power Requirement

36VDC/2.75A

Dimensions, HWD

3.4" x 6.18" x 2.375"

86mm x 157mm x 60mm

Station Bus Specification

2 Conductor, 16 AWG stranded, non-shielded twisted pair, 30 pF/foot
max, UL rated CL2

Should be separate a minimum of 18" from other parallel
communication and/or high voltage runs

Station Bus Power Supply with W/36VDC/2.75A source • One
60W power supply to station bus

Wire Configuration of Station Bus • Daisy chain, branch, star

Miscellaneous

Weight • .92 lbs (417 g)

Ambient Operating Humidity • 5-95% Non-Condensing

Ambient Operating Temperature • 32-104°F (0-40°C)

Cooling • Convection

System Compatibility

It is important to note that you are unable to mix IC-1 and IC-II
controllers on the same project. IC-DIN-LITE is only compatible with
IC-1 controllers.



Dimming Module

SDM12-EM

Load Types

- Incandescent
- LED
- Fluorescent
- Magnetic Low-Voltage
- Cold Cathode
- HID
- Constant Speed Motors

Power

- Loads • 12
- Maximum Amperage per Module • 64A (7680W@120V)
64A (17,728W@277V)
- Maximum Individual Load Amperage • 16A (1920W@120V)
16A (4432W@277V)
- Maximum Transformer Load • 1,000VA@120V (2300VA@277V)
- Maximum Line Feeds • 4 @ 20 A (max) breakers
- Min Load • 5W@120V / 12W@277V
- Maximum Load • 5W@120V / 12W@277V

Protection

- Fuse Per Line
- MOV Surge
- Thermal Shutdown
- Short Circuit
- Snubber Circuit
- Lightning Surge High-Voltage, IEEE C62.41; (6000V & 3000A)
- Lightning Surge Low-Voltage, ITU-T K.20
- Chokes • 12 EMI Suppression

Status Indication

- Line Power
- Fuse Status
- Load Power
- Over Temp
- Microprocessor
- Manual Override • Load by load selectable
- Overload

Miscellaneous

- Weight • 5.7 lbs (2.6 kg)
- Ambient Operating Humidity • 5-95% Non-Condensing
- Ambient Operating Temperature • 32-104°F (0-40°C)
- Manual Override • Load by Load Selectable
- Cooling, Convection • 36" Front Clearance

Listings

- UL
- CUL
- SCCR Rating • 65KA
- Title 24 Compliant

Dimensions, HWD

- 7.63" x 9.44" x 3.75"
- 194mm x 240mm x 95mm



LED and PWM Low-Voltage Dimmer

LVOS-0-10-PWM

Input Power

Universal • 120-277VAC, 50-60Hz

Power Consumption

16W

LED Indicators

Microprocessor Status, Configuration, Load

Low-Voltage Outputs

(0-10) Low-Voltage Outputs • 4

(0-10V @ 100mA Sink or Source)

Output • 50@ 2mA Per Load, Typical

PWM Low-Voltage Outputs • 4

Output Voltage • 12V (Source Only)

Output Current • 100mA Per Channel, 400mA Total

IEC 60929 Annex E Standard

High-Voltage Outputs

High-Voltage Relays (120-277VAC) • 4

General Purpose Load Rating • 10A

Incandescent Load Rating • 5A

Inputs

Auxiliary • 4 Dry Contacts (3 and 4 may be for an IR Receiver and Light Sensor respectively)

Override • 2 (On and Off Contacts)

Listings

UL

CE

Connections

Ethernet Bus • RJ45 - Auto Crossover Detection 10/100

Station Bus • 24V/36V Station Bus

Station Equivalent InFusion • 0.35W on UC-24 / 0.55W on IC-36

Wiring Specifications

Can be wired using either Ethernet Bus or Station Bus

Station Bus Wiring Minimum • 2 Conductor, 16 AWG Stranded,

Non- Shielded Twisted Pair, 30 pF/Foot Max, UL Rated CL2

Station Bus Topology • Any combination of daisy chain, star or branch – Station Bus should be separated a minimum of 18" from other parallel communication and/or high voltage runs

Miscellaneous

Weight • 5.85 lbs (2.65 kg)

Mounting • Panel Mount

Operating Ranges

Operating Humidity • 90% Non-Condensing

Operating Ambient Temperature • 32°-104°F (0° to 40°C)

Typical Control Accuracy • $\pm 1^\circ\text{F}$ at 68°F / $\pm 0.5^\circ\text{C}$ at 20°C

Dimensions, HWD

Station Only 3.32" x 10.34" x 2.667"
84mm x 263mm x 68mm

Wallbox 9.0" x 10.5" x 2.75"
229mm x 267mm x 70mm

ScenePointDimmer

DS13TE-AWYA (Shown)



Load Types

- Incandescent
- Magnetic Low-Voltage
- Forward Phase Fluorescent Dimming Ballasts
- Non-Dimmable Fluorescent Ballasts (Relay Mode Only)
- Neon
- Cold Cathode (Ipf)
- HID

Maximum Load

5A (600W @ 120V) or 5A (1200W @ 240V)

Minimum Load Required

15W

Power

Voltage • 120/240 V - 60/50 Hz

Protection

- Zero Cross Built-In Arc Suppression
- Built-in Lightning/Surge Protection • High-Voltage MOV Surge suppression - High Voltage meets IEEE C62.41 (6000V & 3000A)
- Built-in Lightning/Surge Protection • Low-Voltage MOV Surge suppression - Low-Voltage meets ITU-T K.20

Backlit Buttons

- Color LEDs • 3
- Auto LED Intensity • Built-in/Standard

IR Receiver

Yes • Built-In/Standard

Safety Of Switch

Load by Load Selectable

Station Bus Specification

24V/36V Station Bus

2C 16AWG, Non-Shield, <30pF Per Foot - Station Bus should be separated a minimum of 12" from other parallel communication and/or high-voltage runs

Station Equivalent

0.36W on IC-24/0.54W on IC-36

Miscellaneous

- Weight • 4.9 oz (139 g), 1 Gang • 8 oz (227g), 2 Gang
- Ambient Operating Humidity • 5-95% Non-Condensing
- Ambient Operating Temperature • 32-95°F (0-35°C)
- Manual Override • Load by Load Selectable
- Cooling • None Required
- Station Equivalent • 0.36W on IC-24 0.54W on IC-36

Station Wiring Configuration

Daisy-Chain/Star/Branch

Status Indicator

Microprocessor Status LED

Listings

- UL
- CUL

Dimensions, HWD

One Gang

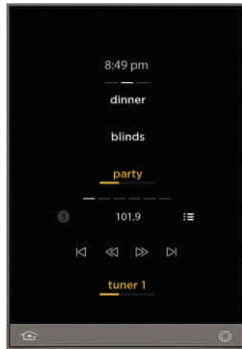
4.3" x 2.5" x 1.38"
109mm x 64mm x 35mm

Two Gang

4.3" x 4.3" x 1.38"
109mm x 109mm x 35mm

Equinox 40 Digital Keypad

EQ40TB-TI



Display

4.3" Diagonal
Active Matrix Color LCD

Features

Up to 3 Swipable Pages
Single Layer Mini-Widget UI

Controls

Hard Buttons • 2 (1 Home, 1 Programmable)
Header Mini-Widget (Climate, Clock, Weather)
Scenes Mini-Widget
Audio Mini-Widget

Sensors

Proximity
Light (for Screen Brightness)

Connections

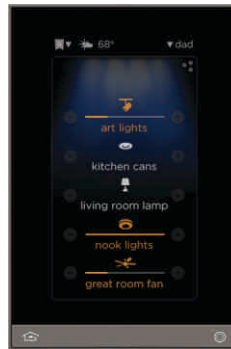
Station Bus • 1
Auxiliary • 1

Wall Dimensions

3.54"W x 4.72"H
0.45" Of-Wall

Equinox 41 Touchscreen

EQ41TB-TI



Display

4.3" Diagonal
Active Matrix Color LCD

Features

Single Layer Widget UI

Controls

Hard Buttons • 2 (1 Home, 1 Programmable)
Full Mini-Widgets:
Audio, Climate, Scenes, Weather, Video, Shades,
Cameras, Security, Theater, Pool/Spa, Timers

Sensors

Proximity
Light (for Screen Brightness)

Connections

RJ45 (PoE) • 1

Wall Dimensions

3.54"W x 4.72"H
0.45" Of-Wall

Equinox 73 Touchscreen

EQ73TB-TI



lighting full screen shown above

Display

7.1" Diagonal
Active Matrix Color LCD

Features

Triple Layer Widget UI
Live Dashboard
Three Layer
Profiles for Users, Spaces, Functions and Time
Personalizable UI for Each User

Controls

Hard Buttons • 2 (1 Home, 1 Programmable)
Full Mini-Widgets:
Audio, Climate, Scenes, Weather, Video,
Cameras, Security, Energy, Theater

Sensors

Proximity
Light (for Screen Brightness)

Connections

RJ45 (PoE) • 1

Wall Dimensions

8.54"W x 4.72"H
0.45" Of-Wall

Equinox App - iPad

EQ-APP-5, EQ-APP-10, EQ-APP-X



dashboard shown above

Compatibility

Apple, Android

Features

- Triple Layer Widget UI
- Live Dashboard
- Three Layer
- Profiles for Users, Spaces, Functions and Time
- Personalizable UI for Each User

Controls

- Full Mini-Widgets:
- Audio, Climate, Scenes, Weather, Video,
- Cameras, Security, Energy, Theater

Licensing

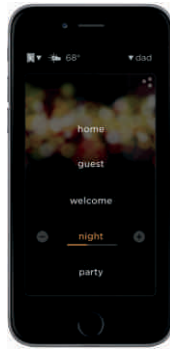
Device License: A device license allows a single device to be connected to a Vantage system

Multi-License: A multi-license enables any number of supported devices to function as an interface when they are connected to a single InFusion system



Equinox App - iPhone

EQ-APP-5, EQ-APP-10, EQ-APP-X



scenes widget shown above

Compatibility

Apple, Android

Features

- Triple Layer Widget UI
- Live Dashboard
- Three Layer
- Profiles for Users, Spaces, Functions and Time
- Personalizable UI for Each User

Controls

- Full Widgets:
- Audio, Climate, Scenes, Weather, Video,
- Cameras, Security, Energy, Theater

Licensing

Device License: A device license allows a single device to be connected to a Vantage system

Multi-License: A multi-license enables any number of supported devices to function as an interface when they are connected to a single InFusion system



Lighting Partners



LED

- AirLED
- Cree
- Color Kinetics
- Damar
- DMF Lighting
- Element
- Elite
- GM
- Halo
- Havells Sylvania
- Imtra
- Innovative
- Juno
- LEDNovation
- Lightolier
- Liton
- No8
- Phillips
- Progressive Lighting
- Prolume

LED (continued)

- SSL
 - Soraa
 - Sylvania
 - Toshiba
 - USA Illuminations
 - WAC Lighting
 - Xicato
- DMX
- Color Kinetics
 - Converging Systems
 - InterfacePoint, Vantage

related products

In addition to the core products, a complete Vantage lighting solution will also contain the products listed below.

Power Booster
STPERW101/STPERW201



Enclosure
IMPE-4-IC36



Master Jumper
Terminal Board
MJTB



2-Wire Station Bus
VDA-0143



Equinox Apps
EQ-APP-5, EQ-APP-10,
EQ-APP-X



A Group brand |  legrand®

 V A N T A G E

www.netinvest.rs

 **netinvest**
Engineering & Consulting Solutions